

ADA  AUDIO  
Conference  
ADA NATIONAL NETWORK

ADA Audio Conference Series  
August 26, 2014

This session is scheduled to begin at  
2:00pm Eastern Time

Real-Time Captioning and the PowerPoint Presentation are available through the Webinar Platform. Audio Connection is available through the webinar platform/telephone/Mobile App.

Listening to the Session



- ▶ The audio for today's webinar is being broadcast through your computer or via telephone for those that registered for that option. If using your computer, please make sure your speakers are turned on or your headphones are plugged in.
  - You can control the audio broadcast via the Audio & Video panel. You can adjust the sound by "sliding" the sound bar left or right.
  - If you are having sound quality problems check your audio controls by going through the Audio Wizard which is accessed by selecting the microphone icon on the Audio & Video panel



2

## Listening to the Webinar, *continued*



MOBILE Users (iPhone, iPad, or Android device (including Kindle Fire HD))

Individuals may listen\*\* to the session using the Blackboard Collaborate Mobile App (Available Free from the Apple Store, Google Play or Amazon )




\*\*Closed Captioning is not visible via the Mobile App and there is limited accessibility for screen reader/Voiceover users

3

## Captioning



- ▶ Real-time captioning is provided during this session via the webinar platform.
- ▶ The caption screen can be accessed by choosing the  icon in the Audio & Video panel. ↓



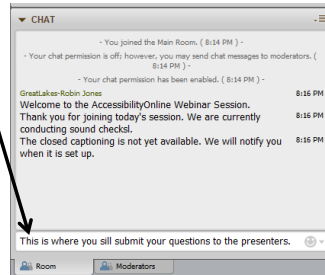
- ▶ Once selected you will have the option to resize the captioning window, change the font size and save the transcript.

4

# Submitting Questions



- ▶ You may type and submit questions in the Chat Area Text Box or press Control-M and enter text in the Chat Area. You will not be able to see the question after you submit it but it will be viewable by the presenters.
- ▶ If you are connected via a mobile device you questions in the chat area within
- ▶ If you are listening by phone you will be instructed by the Operator on how to ask a question.
- ▶ Questions may also be emailed to [webinars@ada-audio.org](mailto:webinars@ada-audio.org)



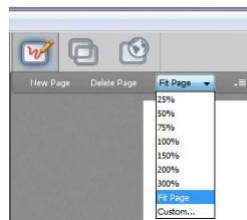
**Please note:** This webinar is being recorded and can be accessed on the ADA Audio Conference Series website at [www.ada-audio.org](http://www.ada-audio.org) within 24 hours after the conclusion of the session. The edited written transcript will be posted at this same site within 7 business days following the conclusion of the session.

5

# Customize Your View



- ▶ Resize the Whiteboard where the Presentation slides are shown to make it smaller or larger by choosing from the drop down menu located above and to the left of the whiteboard. The default is “fit page”



6

## Customize Your View *continued*



- ▶ Resize/Reposition the Chat, Participant and Audio & Video panels by “detaching” and using your mouse to reposition or “stretch/shrink”. Each panel may be detached using the ☰ icon in the upper right corner of each panel.

7

## Technical Assistance



- ▶ If you experience any technical difficulties during today’s session:
  1. **In webinar platform:** Send a private chat message to the host by double clicking “Great Lakes ADA” in the participant list. A tab titled “Great Lakes ADA” will appear in the chat panel. Type your comment in the text box and “enter” (Keyboard - F6, Arrow up or down to locate “Great Lakes ADA” and select to send a message ); or
  2. **By Email** [webinars@ada-audio.org](mailto:webinars@ada-audio.org); or
  3. **Call** 877-232-1990 (V/TTY)

8

# Helping People with Hearing Loss Hear in Public Places Through the use of Hearing Loop Technology



ADA Webinar  
August 26, 2014  
Juliette Sterkens & Don Bataille



## Presenter



Don Bataille, AIA CCS



Bachelor of Architecture - University of Kentucky  
Past President - Hearing Loss Association of America, Rochester NY Chapter  
Hearing Aid user since 1994 for sudden & progressive hearing loss  
Promotes better workplace acoustics through his "Hear to Work" series of workshops at 2007, 2008, and 2009 HLAA National Conventions  
Recipient Hearing Loss Association of America **Presidents Award**

10



## Presenter

Juliette Sterkens, AuD



Doctor of Audiology - Arizona School of Health Sciences  
HLAA Hearing Loop Advocate  
Recently retired from private practice in Oshkosh WI after 30+ years  
Recipient of multiple professional awards for advocacy efforts  
on a state, national and international level  
Fostered nearly 400 hearing loop installations in Wisconsin  
Grew up with father who suffered significant HL while in military service

11

## Topics Covered:

Hearing Loss/  
benefits &  
limitations of  
hearing  
instruments

Why loops  
are  
user  
Preferred

Review  
ADA  
& IEC  
Standard

Myths and  
Truths of  
hearing  
loops

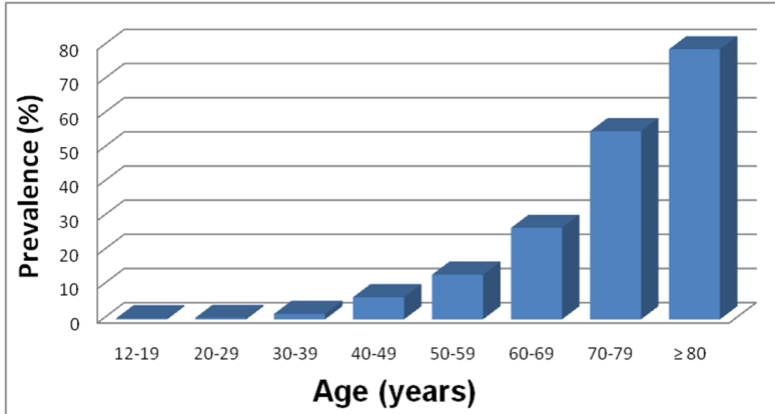
Vetting  
Hearing  
Loop  
Installers

Questions  
&  
answers

12



## Prevalence of Hearing Loss in the United States, 2001-2008



Hearing loss defined as a better-ear PTA of 0.5-4kHz tones > 25 dB

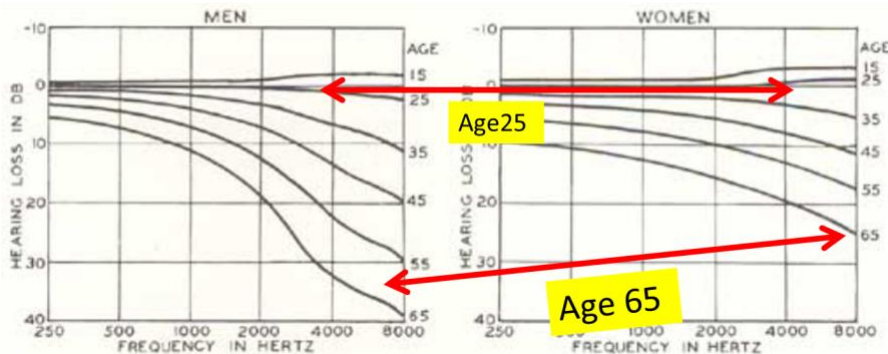
Lin et al., Arch Int Med. 2011

13

## Hearing thresholds changes over time Males vs. Females

Men

Women



14



## What Hearing Loss might look like Visually



15

## The number of people with Hearing Loss is expected to increase

Changing US demographics - Baby Boomers

- Nearly 70 Million will turn 65 to 85 by 2030
- High incidence of Noise Induced Hearing Loss
- “Aging in Place” Movement

16





## Benefits of Hearing Instruments

Increase audibility  
of all sounds

(But hearing devices don't "know"  
which sounds are the most  
important for the user)

Improve hearing  
in quiet environments

(but less so for those with  
more severe hearing loss)

Improve  
communication in  
1:1 situations and  
small groups

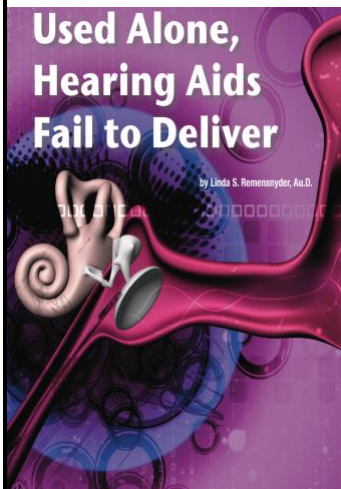
Improve quality  
of life

1999 Study by Nat'l Council on Aging:  
Untreated Hearing Loss Linked to  
Depression, Social Isolation in Seniors

17



## Limitations of Hearing Instruments



Hearing instruments do not work well in  
difficult listening environments

Individuals with hearing loss need +15-25 dB SNR

Hearing Instruments provide, roughly, +5 dB SNR

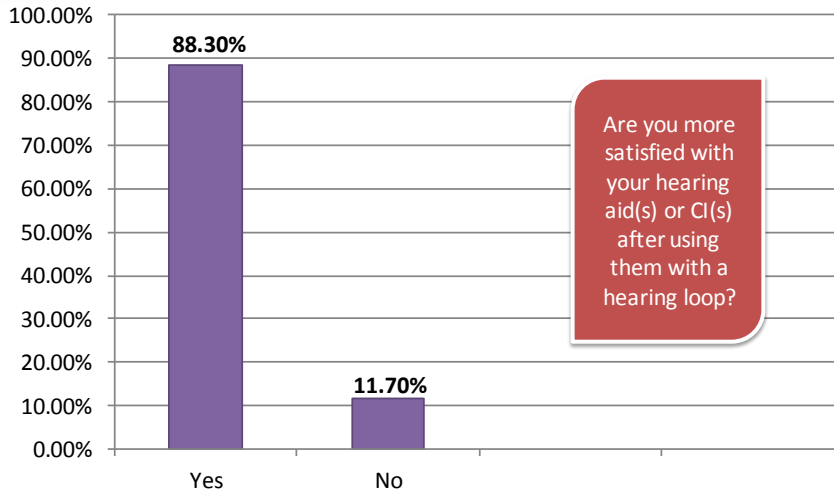
Hearing instrument in a classroom (demo)

(Demo courtesy Linda Thibodaux, PhD)

18



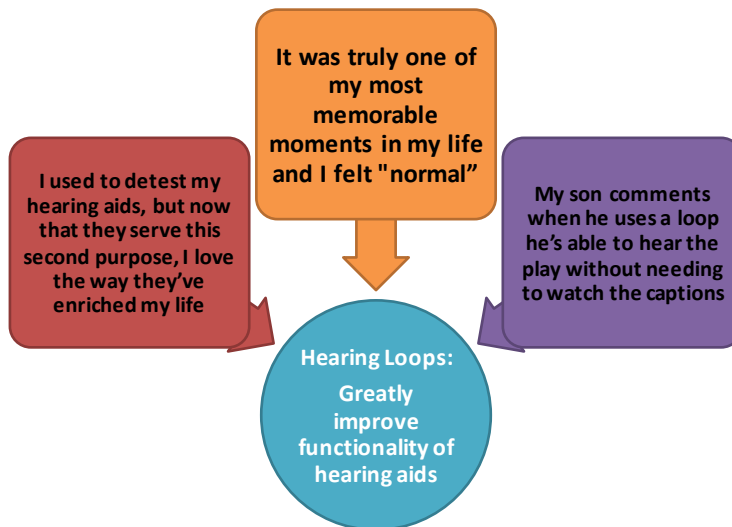
## HLAA/AAA Surveys 556 HI and CI Users (2006)



19



## Hearing Instrument Users' Perspective on Loops



20





# Audiologists' Perspective on Loops

## Get your patients "in the loop"

By William Diles

People with hearing loss often struggle to catch television's fast-paced dialogue, even if they wear well-fitted, advanced digital hearing aids. A patient of mine—we'll call him John Smith—has been fitted with the best hearing aids available. On a follow-up visit, John told me he is hearing his wife much better, doing much better in noisy restaurants, and enjoying live music again. But, he said, he still relies on captions when watching television.

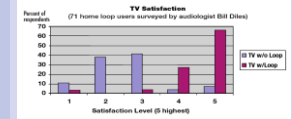


Figure 1. Results when hearing aid users in survey were asked, "How satisfied are you with watching TV with your hearing aid alone?" and "How satisfied are you with watching TV when using your home loop system?"

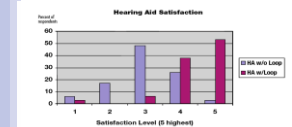


Figure 2. Results when hearing aid users in survey were asked, "In general, how satisfied were you with your hearing aids before the installation of your home loop system?" and "In general, how satisfied are you with your hearing aids since your home loop system was installed?"

### Audiologist Dr. Bill Diles

#### Loops Promote:

- Satisfied hearing instrument users
- Improved quality of life
- Increased referrals
- Loyal clients

If you are an audiologist, you know why more patients as such and give you the future they will use to offer? Moreover, by offering your hearing aids with a mic-plus-telemicro (MPT) system, we can enable patients to enjoy hearing aid-compatible TV listening while still being able to hear conversation in the room or the ring of a telephone or doorbell.

#### THREE REASONS TO LOOP

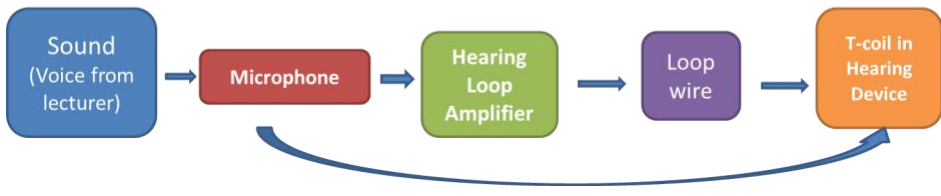
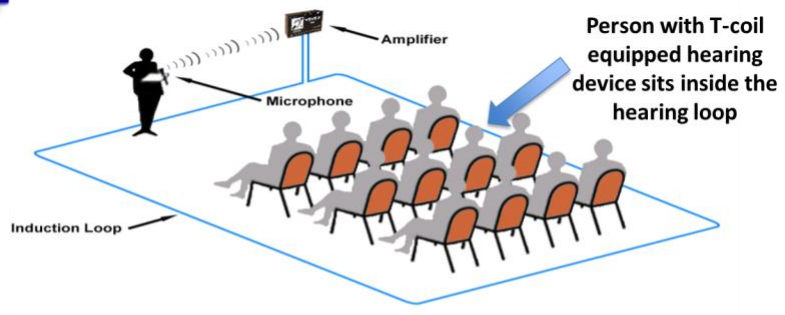
- We have found that three things occur when we "loop" our patients' homes:
- (1) The patients are more satisfied with their current hearing aids.
  - (2) They are more loyal to our office, and thus more likely to return for their next hearing aids.
  - (3) They often refer friends to our practice.
- Having installed loops in 500 homes in our county, we know there are 500 locations where people talk about our office and what we have done to help them hear better and improve their quality of life.

#### INSTALLATION IS EASIER THAN YOU MAY THINK

The physical installation of the loop system is undoubtedly one of the main factors deterring hearing professionals from recommending these products to their patients. However, installing a

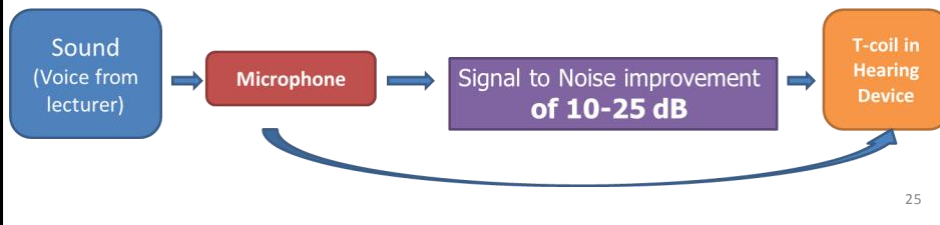
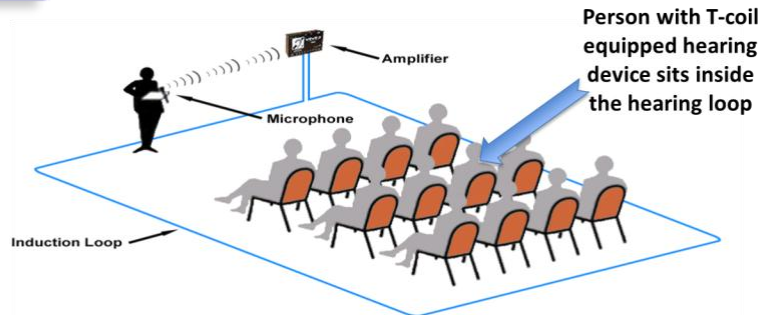


# Hearing Loops Improve SNR Wirelessly







## Hearing Loops Improve SNR Wirelessly



25

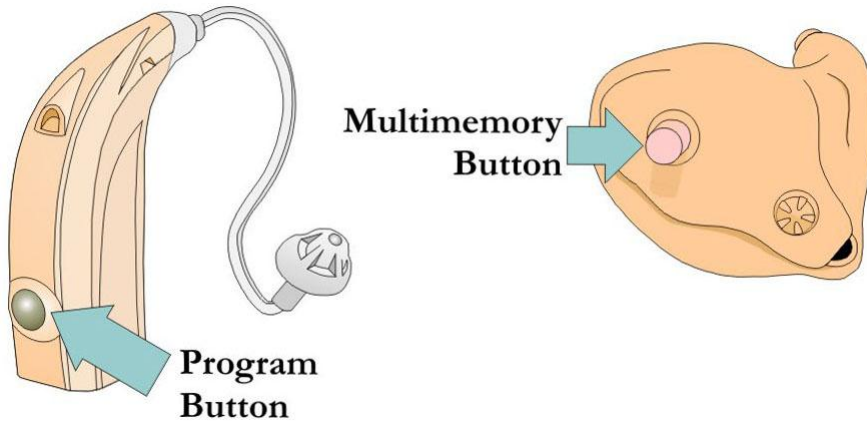
## All that is needed to hear in a Loop: Hearing device w/ a telecoil



- Estimated at 40% of all instruments on market & on the increase
- Newer devices (within last 4 yrs.) >60%
- 100% of Cochlear Implants
- Some MFRs offer telecoils in streamers or remote controls

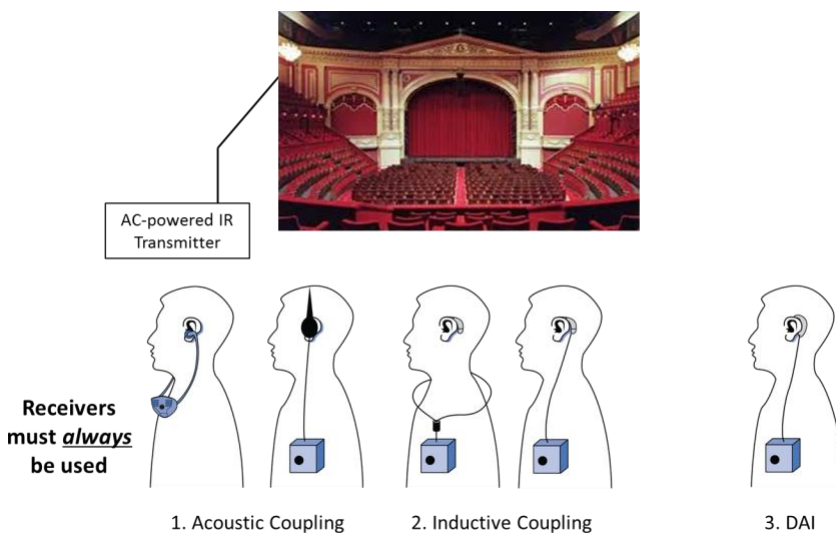
26

## How do you now if a hearing aid is equipped with a telecoil?



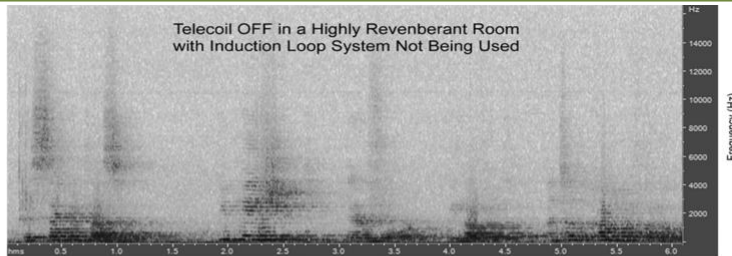
27

## Compare Loop to FM or Infrared

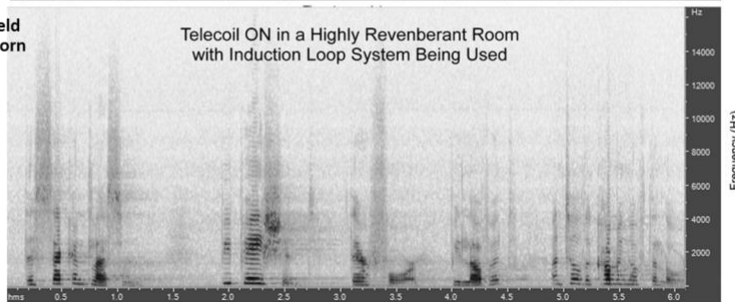


28

## Sound recordings & Spectrograms (Out vs. In Loop)



Recording: LeRoy Maxfield  
 Montage: Richard Einhorn  
 Images courtesy:  
 Sam Atcherson, PhD

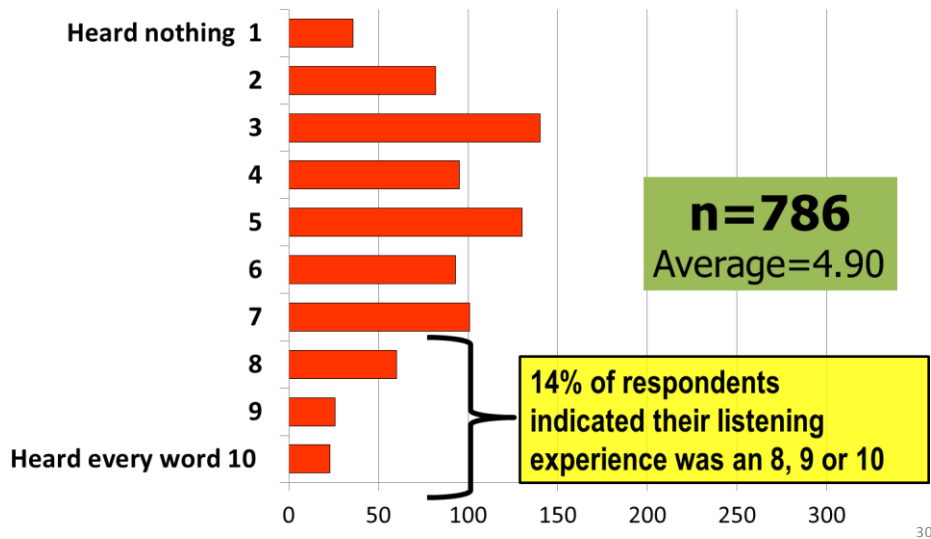


"The second lesson: Be patient therefore, beloved, until the coming of the Lord."

29

On a scale from 1 to 10 rate your ability to hear in the venue using your hearing devices only (no telecoil)?

1 = "I heard nothing"      10 = "I heard every word"

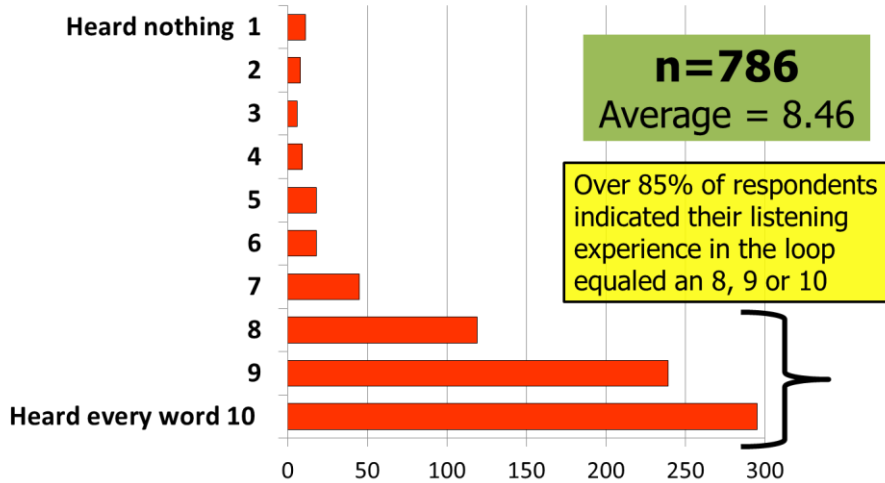


30



On a scale of 1 to 10, rate your ability to hear in the venue using the Telecoil in the Loop?

1 = "I heard nothing" 10 = "I heard every word"

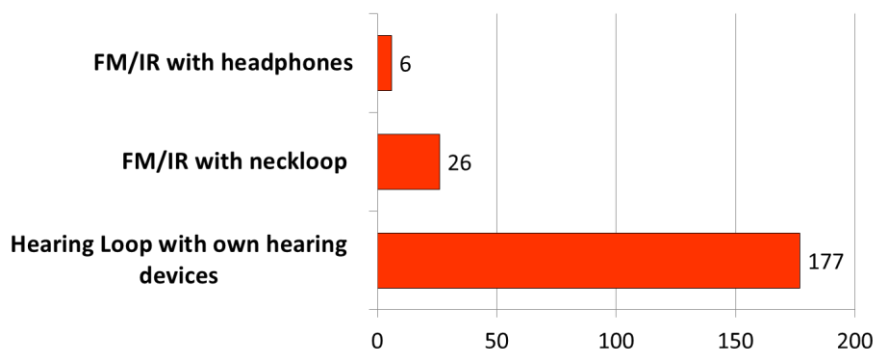


31

When offered assistive technology which do you prefer?

FM/IR with headphones, FM/IR with neckloop or a hearing loop with own hearing devices? n=218

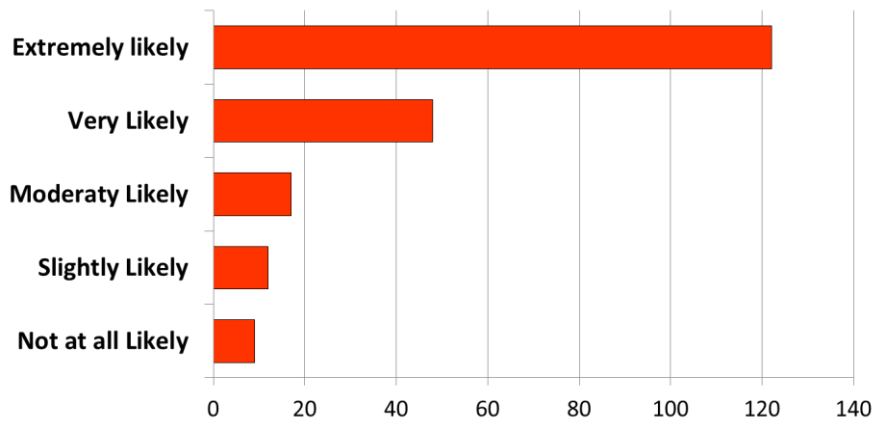
### Most Preferred



32



**Would you be more likely to purchase tickets to attend local entertainment, such as movies and live theatre, if hearing loop assistance is provided? n=208**



33

**In large venues such as auditoriums, meeting rooms, movie theaters etc. rate the following hearing assist technology**

	Most Preferred	Somewhat Preferred	Do Not Prefer	Never Used	Total
FM/IR with Headset	3%	10%	48%	39%	218
FM/IR with Neckloop	12%	30%	25%	33%	218
Hearing Loop with Own hearing devices	81%	7%	6%		218

34



## 2010 ADA STANDARDS For ACCESSIBLE DESIGN

- American Disabilities Act of 1990 - ADA
  - 1991 Standard, enacted July 26, 1990, effective January 26, 1992.
- 2010 ADA Standards for Accessible Design
  - “2010 Standards” or “Standards”
  - ADAAA – ADA Amendments Act
  - Enacted September 15, 2010 – Effective March 15 2012.
  - Combines Title II and III into one Standard.
  - Includes new, and/or altered government facilities, public accommodations and commercial facilities.
  - Adopts 2004 ADAAG – **added “...communicating,...”**
- Section 219.2 & 706 - Communication Elements and Features – (ALS)



<http://www.ada.gov/regs2010/2010ADAStandards/2010ADStandards.htm>

35



## 2010 ADA STANDARDS

- Sections 219 and 706 - Communication Elements and Features – (ALS)
- Scoping requirements:
  - **What?**
  - **Where?**
  - **How Many?**
- Minimum requirements!
- **There are exceptions!!!**



<http://www.ada.gov/regs2010/2010ADAStandards/2010ADStandards.htm>

36



## 2010 ADA STANDARDS

- DOJ - Department of Justice
  - CFR - Code of Federal Regulations
- ABA - Architectural Barriers Act, 1968, Federally funded
- ADA - American Disability Act, 1990 and 2010 ADA
- ADAAG - 2004 ADA Accessibility Guidelines for Buildings and Facilities
- ADA - Access Board - Independent Federal Agency, enforces ABA.
  - Devoted to accessibility - has expanded to be a leading source on accessible design criteria, technical assistance, telecommunications, electronic and information technology
- IBC - ANSI

<http://www.ada.gov/regs2010/2010ADASTandards/2010ADASTandards.htm>

37



## 2010 ADA STANDARDS

- What:
- SECTION 706 Assistive Listening System (ALS)
  - “Assistive Listening Device. A permanent system that reinforces sound transmission within an area from a source to a receiver/transducer to be used by the hearing impaired within that area.”(acoustical space)



<http://www.ada.gov/regs2010/2010ADASTandards/2010ADASTandards.htm>

38



## 2010 ADA STANDARDS

### • What:

- Appendix – ALS Performance Standard
  - Hearing Loop System
  - Infrared System
  - FM System



**LOUDER IS NOT BETTER!**

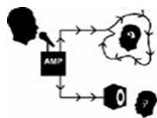
<http://www.ada.gov/regs2010/2010ADAStandards/2010ADAstandards.htm>

39

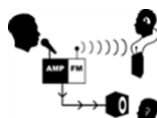


## 2010 ADA STANDARDS

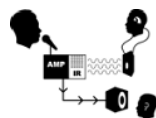
### • What: ALS OPTIONS



Hearing Loop



FM System



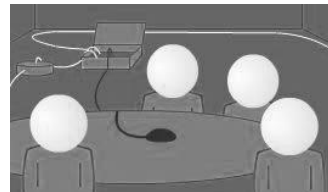
Infrared System



Neck Loop (706.3)



Active Environment



Passive Environment

40



## 2010 ADA STANDARDS

### • What:

- Hearing Loop / Induction Loop ---T-Coil
  - Least discriminatory
  - Privacy by design – Serves every one equally
  - User enabled – User friendly technology.
  - May experience 60 Hz interference degradation but is usually correctable.
- Infra-red
  - User wears battery operated receiver with loop transmitter to T-Coil.
  - Line of sight, very good privacy, sunlight degradation.
  - Equipment, system, and batteries to maintain – Users limited to number of devices
- FM
  - User wears battery operated receiver with loop transmitter to T-Coil.
  - Equipment, system, and batteries to maintain – Users limited to number of devices
  - Large systems expensive.
- Captioning
  - Requires media format, typically internet connection, everyone benefits.
  - Open or Closed captioning.



<http://www.ada.gov/regs2010/2010ADAStandards/2010ADAstandards.htm>

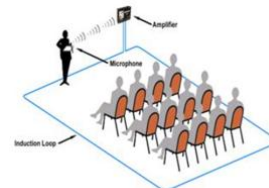
41



## 2010 ADA STANDARDS

### • Where:

- Section 706 – Special Occupancies
  - Section 219 - Assistive Listening Systems.
    - “...where audible communications is integral to use of the space”...space shall have ALS,...comply with Appendix L. ALS Performance Standards”



<http://www.ada.gov/regs2010/2010ADAStandards>

2



## 2010 ADA STANDARDS

### • How Many:

Capacity of Seating in Assembly Area	Minimum Number of Required Receivers	Minimum Number of Required Receivers Required to be Hearing-aid Compatible
50 or less	2	2
51 to 200	2, plus 1 per 25 seats over 50 seats <u>1</u>	2
201 to 500	2, plus 1 per 25 seats over 50 seats <u>1</u>	1 per 4 receivers <u>1</u>
501 to 1000	20, plus 1 per 33 seats over 500 seats <u>1</u>	1 per 4 receivers <u>1</u>
1001 to 2000	35, plus 1 per 50 seats over 1000 seats <u>1</u>	1 per 4 receivers <u>1</u>
2001 and over	55 plus 1 per 100 seats over 2000 seats <u>1</u>	1 per 4 receivers <u>1</u>

<http://www.ada.gov/regs2010/2010ADASTandards/2010ADASTandards.htm>

43



## 2010 ADA STANDARDS

### • Exceptions:

- ALS is not required if audio amplification is not provided, except for courtrooms.
- **Number of HA Compatible Receivers:** Where all seats in an assembly area are served by an induction 'hearing' loop, the minimum HA compatible receivers does not apply.
- **ADA Safe Harbor**
  - *Does not preclude a consumer* from requesting the facility provide effective communication
- **Except places of worship and private clubs:** unless...
- **Building with more than one assembly area:** Calculation may be based on total seats, provided all receivers are usable with all systems, and under one management.

<http://www.ada.gov/regs2010/2010ADASTandards/2010ADASTandards.htm>

44



## 2010 ADA STANDARDS

### Sound Level Comparisons

Library Whisper 30dB      City Traffic 90dB      Lawn Mower 107dB      Loud Rock Concert 120dB      Threshold of pain 130dB      Jet Engine @ 30ft 140dB



<http://www.ada.gov/regs2010/2010ADAStandards/2010ADAstandards.htm>

45



## 2010 ADA STANDARDS

### • IBC-ANSI:

#### • 706.3 Receiver Hearing Aid Compatibility

- Receivers required to be hearing-aid compatible shall interface with telecoils in hearing aids through the provision of neck loops.

#### • 706.4 Sound Pressure Level.

- Assistive listening systems shall be capable of providing a sound pressure level of 110 dB minimum and 118 dB maximum with a dynamic range on the volume control of 50 dB.

#### • 706.5 Signal-to-Noise Ratio (SNR).

- The signal-to-noise ratio for internally generated noise in assistive listening systems shall be 18 dB minimum.

#### • 706.6 Peak Clipping Level.

- Peak clipping shall not exceed 18 dB of clipping relative to the peaks of speech.

<http://www.ada.gov/regs2010/2010ADAStandards/2010ADAstandards.htm>

46



## 2010 ADA STANDARDS

- IBC-ANSI:
- Signs
  - Identification of communications
    - 216.10 – Assistive Listening Systems
      - Information of availability.
      - At each assembly area.
    - Conventional form,
      - Script, Decorative, Italic Forms are prohibitive.



<http://www.ada.gov/regs2010/2010ADASTandards/2010ADASTandards.htm>

47



## Loops Can Be Installed Anywhere



Amtrak, Penn Station, NYC



Grand Rapids Airport, MI



Indian Trails Bus Co

48





## Loops Can Be Installed Anywhere

(Graceland – Memphis TN)



Parking Attendant



The porch at Graceland



A bed on Elvis' plane


49



## Loops Can Be Installed Anywhere




New York City Taxi



Office Reception Desk



House of Worship





Michigan State Stadium

50



## Loops Can Be Installed Anywhere

(Dividable rooms at Meijer Garden, Grand Rapids MI)



51



## Loops Can Be Installed Anywhere

(Grand Rapids Airport Arrivals Waiting Area)

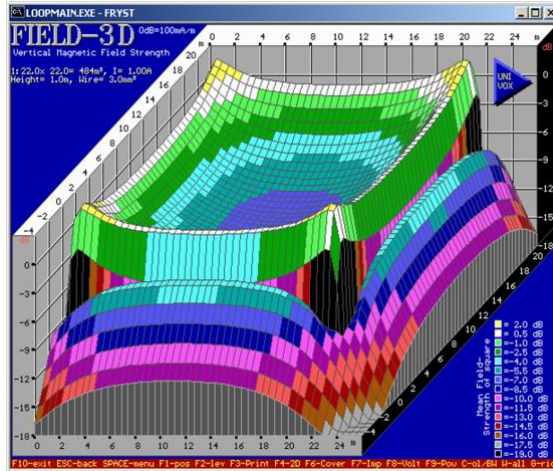


Arrows point to a scored groove in the floor.

52

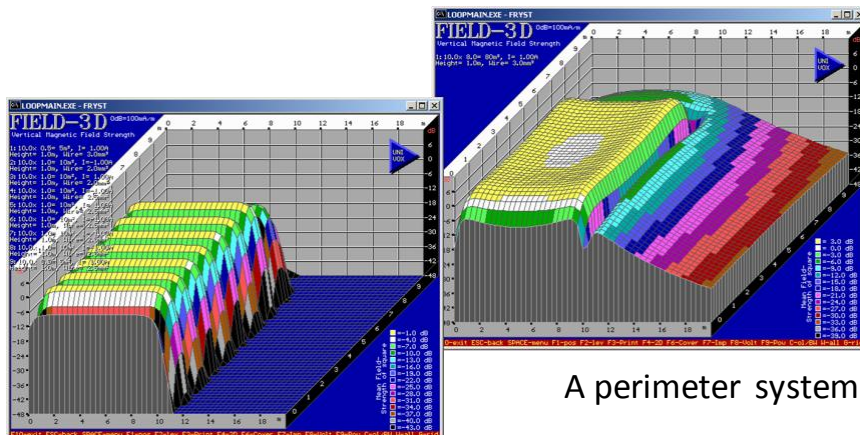


## Perimeter Loop out of Spec (Due to metal effects in building or too wide of a loop)



55

## Metal & overspill can be controlled with a properly engineered phased array of loops



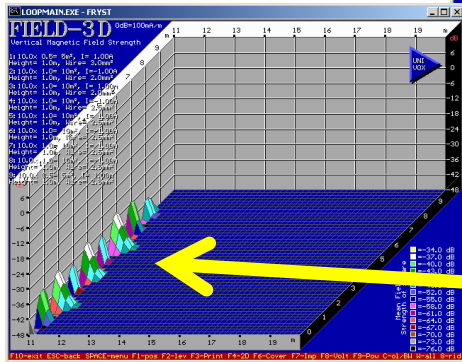
A phased array system

A perimeter system

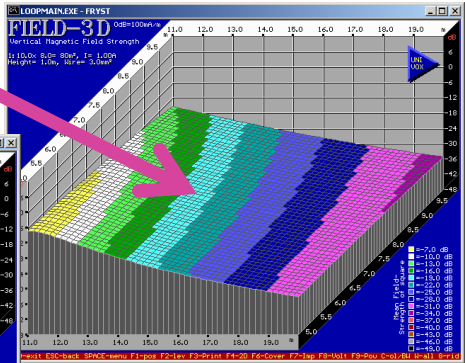
56

# Overspill can be controlled

...a perimeter system...



... and a phased array



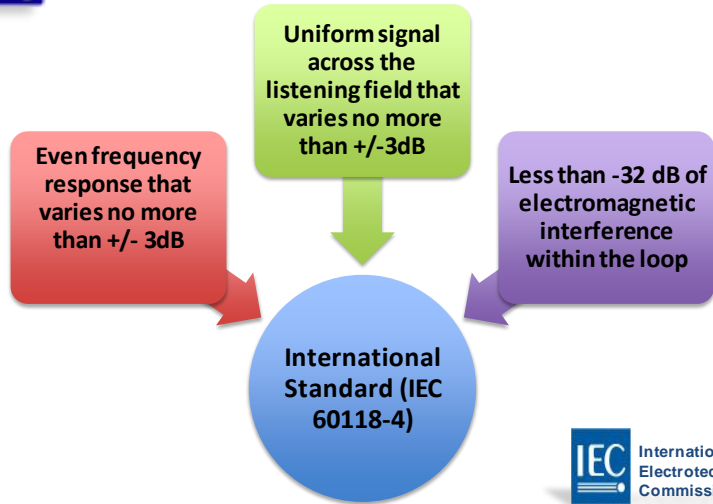
## Good Hearing Loops: Possible Sources of EMI

Source	Status	Potential issue	Source removed
Florescent lighting	New FCC rules	If very old lighting	YES
Tube TV/monitors	No new production	Only if still using an old tube monitor	YES
Dimmers	Dramatic improvements	Could still be wired improperly	YES
Electrical wiring issues	Ground loops	Yes but can and should be detected and repaired	It can be
Distortion on Power lines	IEEE 519 is in place	Can be and one should try to work it through with the power company	Not a common issue





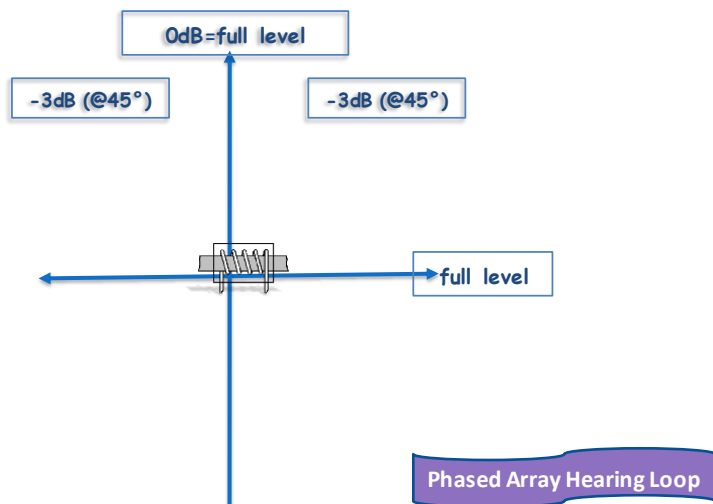
## Summary of Good Hearing Loops



59



## Good Hearing Loops Are Not Affected by Head Tilt





## If head tilt is an issue: A Phased Array Loop is a Must



Outdoor Theatre at the Getty Villa, California

61

## Benefits of hearing loops *at the moment*

- **Simple:** For people of all ages to operate -  
(No need to pair and charge special equipment)
- **Dignified and easy to access:** No need to locate,  
check out, and wear special equipment
- **Affordable:** Loops don't add to the cost of already-  
expensive devices
- **Available:** Telecoils are offered in nearly all but  
smallest of instruments and now also in remotes

62

## Benefits of hearing loops *at the moment*

- ***Flexible:*** The hearing instrument mic can be simultaneously off or on (as with the T and the M+T settings programmed for the user)
- ***Energy efficient:*** Telecoils do not decrease battery life
- ***Scalable:*** Loops can be applied in public spaces both small and vast including transient situations (counters)
- ***Universal:*** The same signal serves everyone, no matter their location or hearing instrument manufacturer.
- ***Double the usefulness of hearing aids***
- ***Exceed hearing instrument user expectations***

63

## Why not Bluetooth?

- HA MFRs have yet to develop a universal standard
- Experts predict this will take 10+ years (if ever)
- Major issues as the moment:
  - a) Time delays
  - b) Quality of Sound – reduced frequency response
  - c) Power consumption
  - d) Takes up valuable space inside hearing aids

64



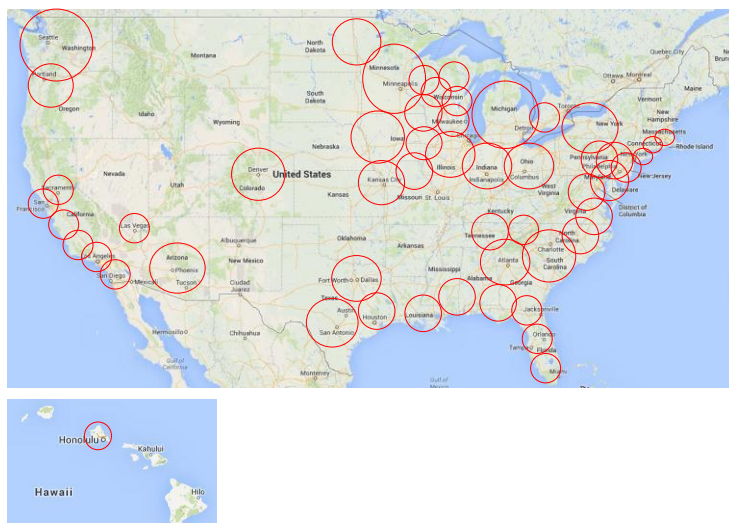
## Interesting development?

1. Smart phones or earphones equipped with Telecoils
  2. Apps that correct for the person's hearing loss
- 1 and 2 combined would make the perfect loop listener for persons with (beginning) hearing loss and will decrease need for # of ALS devices
3. A recent study at NIU showed that normal hearing students would use a loop if it were available

65

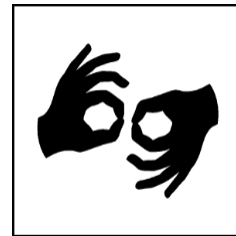


## Hearing Loops: Installed Across the US



66

## Fun Fact: Hearing Assistance Technology Signage



67

## Hearing Loop Truths and Myths

- Hearing assist is the law. Truth
- Bluetooth is the way to go. Myth
- Hearing loops are expensive. Myth
- Spillover can not be controlled. Myth
- You can install a loop anywhere. Truth
- Just run a loop wire around the room. Myth
- Hearing loops perform better than any other HAT. Myth
- Good hearing loop installers can't be found. Myth

68

## Vetting Hearing Loop installers

- Is the installer trained in IEC 60118-4 standard?
- Does the installer offer a website which lists installations (aka references)?
- Site visits are not optional
- Who will integrate the PA system with the loop if two different vendors are used?
- Signage offered? Who trains the staff?
- Will a certificate of IEC conformity be issued?
- Commissioning of the loop (recommended)

69



## Resources

Loop Advocacy sites: [www.hearingloop.org](http://www.hearingloop.org) & [www.LoopWisconsin.com](http://www.LoopWisconsin.com)

Hearing loop vendors by state: [www.hearingloop.org/vendors.htm](http://www.hearingloop.org/vendors.htm)

Hearing Loop installations nationwide: [www.aldlocator.com](http://www.aldlocator.com)

Unique loop installation technique photos: [www.drssound.com](http://www.drssound.com)

Find trained installers in your area contact:  
[www.contactaglobal.com](http://www.contactaglobal.com) & [www.listentech.com](http://www.listentech.com)

For a Generic US Hearing Loop Specification  
(aka Audio Frequency Induction Loop or AFILS)  
[www.loopwisconsin.com/PDFFiles/US\\_Hearing\\_Loop\\_Specification.pdf](http://www.loopwisconsin.com/PDFFiles/US_Hearing_Loop_Specification.pdf)

Special thanks to  
Karen MacLennan, AuD & Cynthia Compton-Conley, PhD  
Richard McKinley, Cory Schaefer and Conny Anderson and others

70

## Contact Information



**Juliette Sterkens, AuD**  
HLAA Hearing Loop Advocate  
Oshkosh, WI

[jsterkens@new.rr.com](mailto:jsterkens@new.rr.com)

[www.loopwisconsin.com](http://www.loopwisconsin.com)



**Don Bataille, AIA, CCS**  
Architect & Loop installer

Rochester, NY

[don@bataille.us](mailto:don@bataille.us)

[www.hearingloopsunlimited.us](http://www.hearingloopsunlimited.us)

71



# Questions?

**You may type and submit questions in the Chat Area Text  
Box or press Control-M and enter text in the  
Chat Area**

10

ADA  AUDIO

Conference  
ADA NATIONAL NETWORK

Thank you for participating in today's  
ADA-Audio Conference Session

The next scheduled session is:

**“Accessible Construction Management”**

**September 16, 2014**

Register at: [www.ada-audio.org](http://www.ada-audio.org) or call 877-232-1990 V/TTY

73